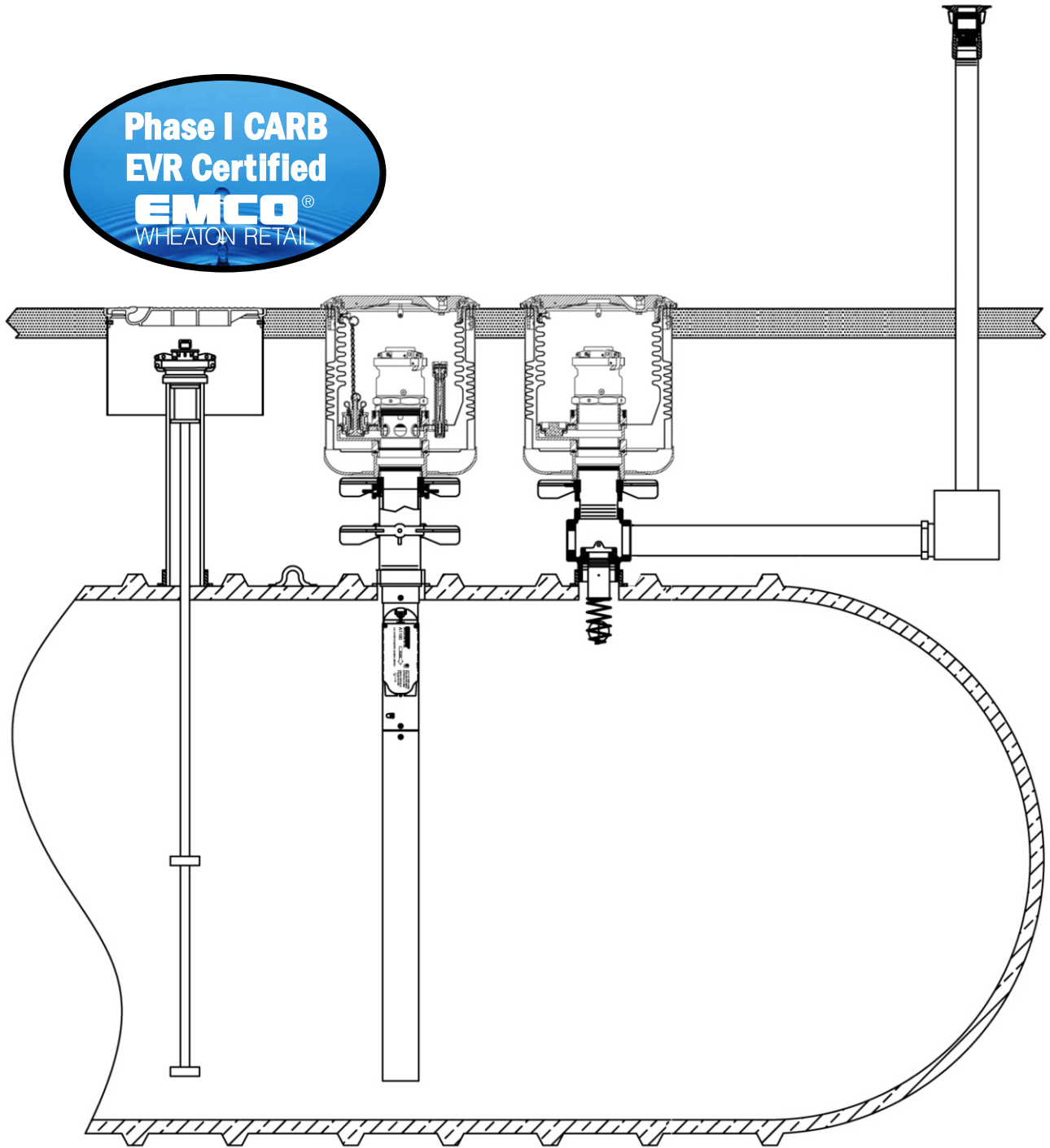


EMCO®
WHEATON RETAIL

Direct Burial Phase I EVR System
Executive Order VR-105



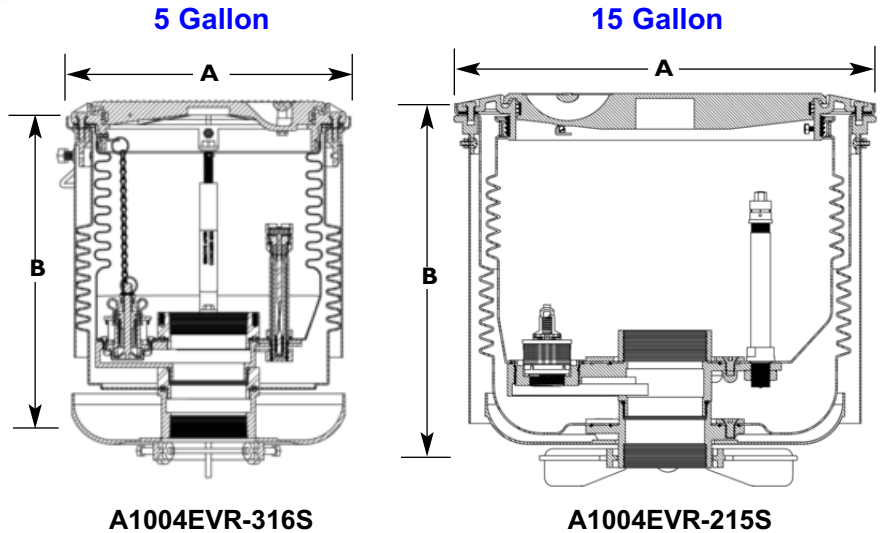
Affordable • Watertight • Serviceable • Compliant

**Never
Break Concrete
Again!**

Field Replaceable

Guide Specification:

- Nominal spill container capacity of 5 or 15 US gallons
- Cast iron spill container base w/ 4-inch NPT thread connection
Requires no face seal adapter
- Power coated, heavy duty, cast iron lid and ductile iron plow ring, exceeds DOT H-20 loading
Optional lid in composite material
- Lid w/ triple wiper seal
- Replaceable from grade level HDPE primary and secondary bellows
- Drain valve w/ filter or plug option
- EZ-Gage or float sensor option for interstitial monitoring of secondary containment
- HDPE or galvanized gravel guard
- HDPE gravel pan

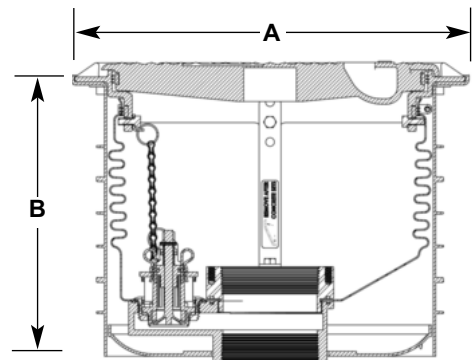


Model No.	Description	Width Dia. A	Installed Ht. B	Lid Dia.	Lid Wt.	Total Wt.	Drain Type
A1004EVR-316A	SW, 5 gal, 16" center	16.0"	15.0"	13.2"	15.9 lbs.	66.0 lbs.	Drain Valve
A1004EVR-317A	SW, 5 gal, 16" center	16.0"	15.0"	13.2"	15.9 lbs.	63.0 lbs.	None
A1004EVR-215A	SW, 15 gal	22.6"	18.0"	17.1"	29.5 lbs.	126.0 lbs.	Drain Valve
A1004EVR-316S	DW, 5 gal, 16" center	16.0"	17.1"	13.2"	15.9 lbs.	84.0 lbs.	Drain Valve
A1004EVR-317S	DW, 5 gal, 16" center	16.0"	17.1"	13.2"	15.9 lbs.	79.9 lbs.	None
A1004EVR-215S	DW, 15 gal	22.6"	19.0"	17.1"	29.5 lbs.	151.0 lbs.	Drain Valve

Field Non-Replaceable

Guide Specification:

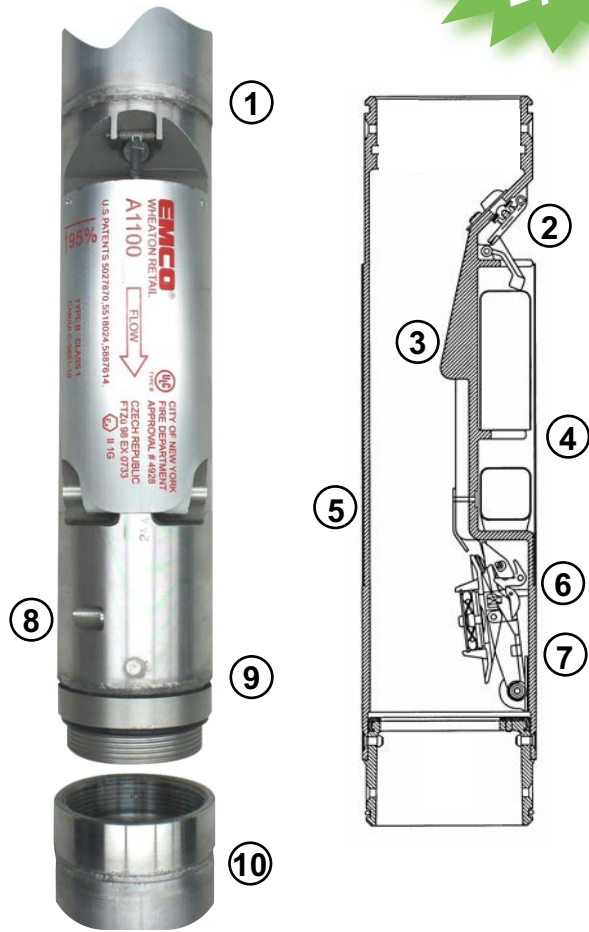
- Nominal spill container capacity of 5 US gallons
- Cast iron spill container base w/ 4-inch NPT thread connection
Requires no face seal adapter
- Power coated, heavy duty, cast iron lid and ductile iron plow ring, exceeds DOT H-20 loading
Optional lid in composite material
- Lid w/ triple wiper seal
- Non-replaceable from grade level HDPE primary bellows
- Drain valve w/ filter or plug option
- HDPE gravel guard
- HDPE gravel pan



Model No.	Description	Width Dia. A	Installed Ht. B	Lid Dia.	Lid Wt.	Total Wt.	Drain Type
A1004EVR-010	Slimline, SW, 5 gal	17.6"	13.6"	15.3"	20.0 lbs.	58.5 lbs.	Drain Valve
A1004EVR-011	Slimline, SW, 5 gal	17.6"	13.6"	15.3"	20.0 lbs.	57.9 lbs.	None



A1100EVR Overfill Prevention Valve



Guide Specification:

- 1 Upper drop tube to valve body factory welded
- 2 Bleed valve drains fuel delivery hose after 95% shut-off
- 3 Diverter fins protect flapper valve during routine "tank stick" gauging
- 4 Top and bottom floats contained in protective sleeve to insure damage-free installation and removal from tank fill riser
- 5 Die cast aluminum valve body design provides the highest delivery flow rate
- 6 Spring loaded reset function opens flapper valve and allows for immediate "tank stick" gauging
- 7 Flapper valve provides positive fuel shut-off at 95% total storage tank capacity
- 8 External field test port allows for manual routine testing of flapper valve
- 9 Valve body to male coupling factory welded
- 10 Female coupling to lower drop tube factory welded
 - All materials and seals are compatible with up to E25 ethanol blend gasoline and B20 biodiesel blends
 - Factory tested for operability and vapor tightness integrity
 - The A1100EVR OPV is not recommended for use with underground storage tanks under 6.5 ft in diameter.

Model No.	Overall Length	Maximum Burial Depth	Nominal Tank Diameter	Weight
A1100EVR-055	14.0 ft.	6.0 ft.	8 ft.	25.2 lbs.
A1100EVR-056	16.0 ft.	7.0 ft.	10 ft.	27.2 lbs.
A1100EVR-057	18.2 ft.	6.8 ft.	12 ft.	30.3 lbs.
A1100EVR-058	21.7 ft.	10.0 ft.	12 ft.	31.0 lbs.



A0020EVR
Rolled Edge Collar



A0020EVR
Heavy Duty Collar

A0020EVR Straight Drop Tube

Guide Specification:

- 4-inch diameter aluminum construction
- Available standard rolled edge or heavy duty collar
- Installs on a typical 4-inch tank fill riser

Model No.	Model No.	Overall Length
A0020EVR-004	A0020EVR-004	12'
A0020EVR-005	A0020EVR-005	15'
A0020EVR-007	A0020EVR-007	17'
A0020EVR-008	A0020EVR-008	14'



A0097-005
Fill Adapter Cap



A0099-002
Vapor Adapter Cap



A0097-010
ATG Probe
Adapter Cap



A0097-004LP
Low Profile
Fill Adapter Cap



A0099-004LP
Low Profile
Vapor Adapter Cap



A0030-124S
Swivel Fill Adapter



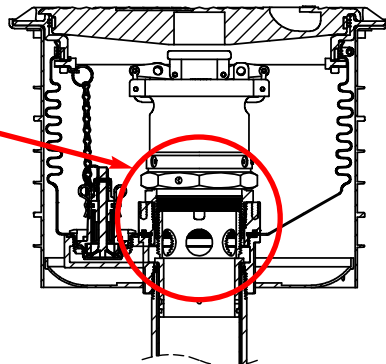
A0076-124S
Swivel Vapor Adapter



A0030-014
ATG Probe Adapter



494096 Riser Seal



A0075
Ball Float



A0079 Extractor
Cross Fitting



A0079 Extractor
Tee Fitting



A0179
Extractor Cage



A0279 Extractor
Test Plug

Guide Specification:

- Top-seal cam and groove design for vapor tightness integrity
- Aluminum body powder coated orange or gray for field identification
- Lockable toggle action aluminum handle with self-aligning cams
- The Model A0099-003 includes a 12-inch chain to prevent theft
- The Model A0097-010 includes cord grip for use with ATG probes
- **A0097-010A includes ATG probe cap and adapter**

Guide Specification:

- A 360 degree rotation prevents accidental loosening from 4-inch tank fill or vapor riser
- Brass construction cam and groove design for use with top-seal caps for vapor tightness integrity
- Flat gasket with 4-inch NPSM thread connection
- The Model A0076-124S available with a normally closed poppet
- The Model A0030-014 is non-swivel for use with ATG probes
- Allows for complete field serviceability should the swivel adapter fail CARB static torque TP-201.B, leak tightness integrity tests TP-201.D or TP-201.3

Guide Specification:

- Lowers the top of the drop tube collar below the spill containment drain valve path
- Two-piece stainless steel construction