

EMCO[®]
WHEATON RETAIL

Balance Phase II EVR Components

For Use with Executive Orders
VR-203, VR-204, VR-207, VR-208



99.5%
Vapor Collection
Efficient

*The True Low Cost Solution to
Phase II CARB EVR Compliance!*



Serviceable Affordable Efficient

EMCO WHEATON RETAIL CORPORATION

2300 Industrial Park Drive • Wilson, North Carolina 27893
252-243-0150 • 252-243-4603 (fax) • www.emcoretail.com

Model Numbers

A4005EVR-XXX
RA4005EVR-XXX

Description

Balance Vapor Recovery Nozzle, New
Balance Vapor Recovery Nozzle, Rebuilt

A4005EVR = Model Number
XXX = Scuff Color
R = Rebuilt

The Model A4005EVR Nozzle and A4119EVR Safebreak Valve are CARB EVR Certified for use with the various pressure management and ISD systems.

Pressure Management System Options



Healy Clean
Air Separator
(CAS)



Hirt VCS 100
Oxidizer



Veeder-Root
Canister

In-Station Diagnostic ISD System Options



Franklin Fueling
Systems INCON



Veeder-Root
TLS-350

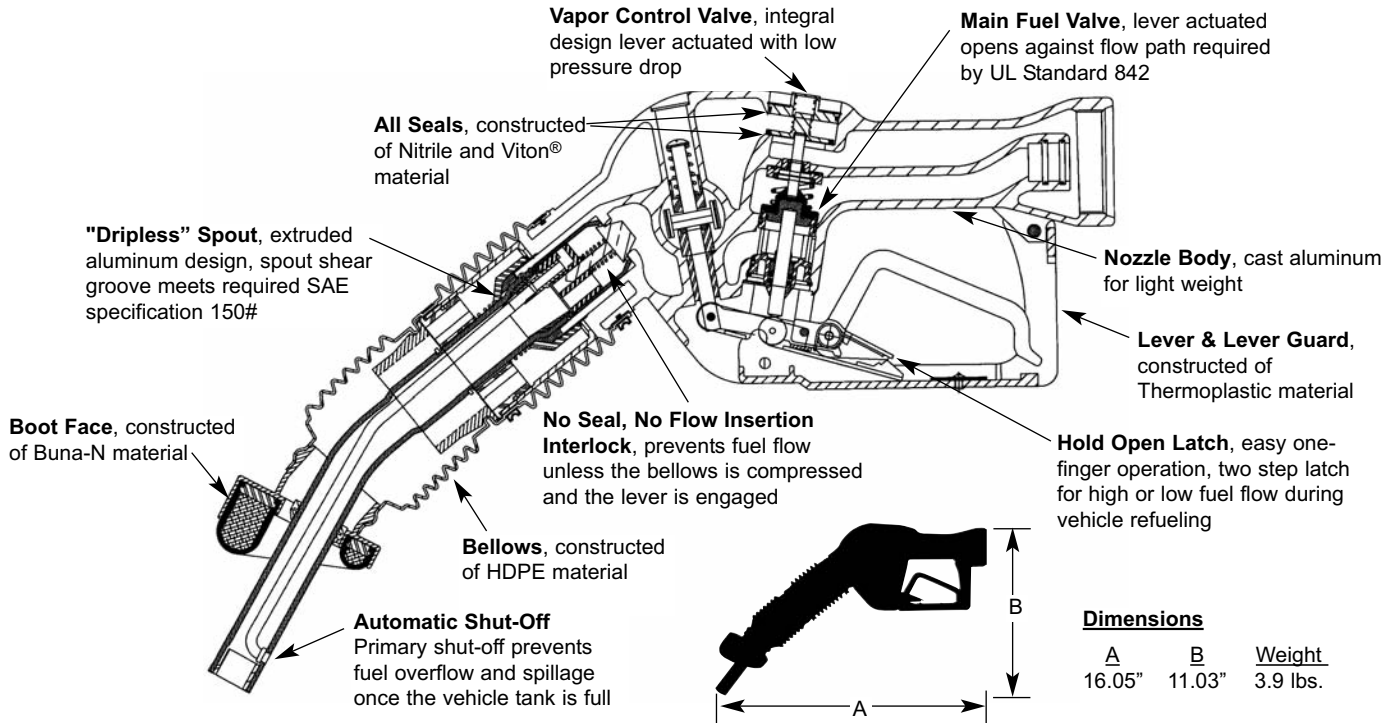
Performance Standards & Specifications

This component is factory tested to, and meets the following specifications:

1. Meets SAE Spout Dimension Standards J285, Rev SEP92.
2. Meets ARB Material Compatibility with Fuel Blends as per Section 3.8 of CP-201.
3. Meets ARB Capable of Refueling Any Vehicle Standards as per Section 4.7.1 of CP-201.
4. Meets ARB Spout Dimension Standards as per Section 4.7.3 of CP-201.
5. Meets ARB Nozzle and Dispenser Compatibility Standards as per Section 4.9 of CP-201.
6. Meets ARB Balance Nozzle Criteria Standards as per Section 5.1 of CP-201.
7. TP-201.2B – Complies with the maximum allowable leak rate of 0.07 CFH @ 2.00 inches of water column pressure.
8. TP-201.2C – Complies with the maximum allowable spillage factor of 0.24 pounds/ 1,000 gallons.
9. TP-201.2D – Complies with the maximum allowable average of 3 post fuel drips.
10. TP-201.2E – Complies with the maximum allowable average of 100mL liquid retention and 1mL liquid spit-back.
11. TP-201.2J – Complies with the maximum allowable component pressure drop of 0.08 inches of water column @ 60 CFH.

A4005EVR

BALANCE VAPOR RECOVERY NOZZLE



Guide Specification: The Model A4005EVR Nozzle is designed for use with Balance Phase II Vapor Recovery Systems. Complies with the California Air Resources Board CARB Enhanced Vapor Recovery Program EVR Certification Procedures CP-201.

During vehicle refueling, the *nozzle* is securely latched to the vehicle fill pipe by means of a permanent band located on the spout. The position of the band permits the *nozzle* to remain in place on either a vertical or horizontal place. The flexible bellows and soft boot face together provide the proper vapor seal connection between the spout and vehicle fill pipe as fuel passes into the vehicle tank.

The *No Seal, No Flow insertion interlock mechanism* assures adequate compression of the bellows and boot face against the vehicle fill pipe, creating a tight vapor seal for proper balance phase II vapor recovery.

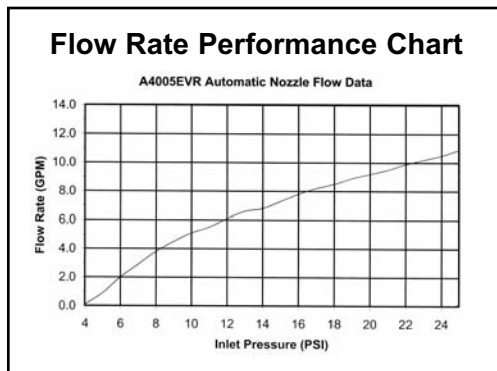
The integral *vapor control valve* is located within the nozzle body. It opens to allow the return of vapor when the nozzle is securely latched to the vehicle fill pipe, with the bellows compressed and the lever engaged.

The *automatic shut-off* is a required safety device of the nozzle that stops and prevents the overflow and spillage of fuel once the vehicle tank is full.

Viton® is a registered trademark of DuPont Dow Elastomers.

Certification & Listings:

<u>Agency</u>	<u>Approval Number</u>
CARB EVR	Executive Orders VR-203, VR-204, VR-207, VR-208
CARB Pre-EVR Mix & Match	Approval Letter #09-10/ Advisory #408 9/19/2010
California State Fire Marshall	GVRC 005:007:025
California Division of Measurement Standards	3211(d)-09
UL Listing	MH1460, Volume 11, Section 5, 08NK20256





Dimensions

A B
3.0" 5.6"

Weight
1.3 lbs.

Body, cast aluminum for light weight vapor paths


All Seals, constructed of Viton® and Buna-N material

Vapor Path, designed with low pressure drop

Dual Poppet Design, seals off the fuel and vapor path

Shear Pins, constructed of aluminum to fracture at a maximum pull force of 350 lbs.

Scuff Guard, constructed of vinyl material



Viton® is a registered trademark of DuPont Dow Elastomers.

Guide Specification: The Model A4119EVR Coaxial SafeBreak Valve is a shear pin style non-reconnectable component designed for use with Balance Phase II Vapor Recovery Systems. Complies with the California Air Resources Board CARB Enhanced Vapor Recovery Program EVR Certification Procedures CP-201. A dual poppet design seals off both the fuel and vapor paths upon separation due to customer related "drive-off" occurrences, eliminating fuel spillage, vapor emissions and minimizing damage to the dispenser unit.

<u>Model Numbers</u>	<u>Description</u>
A4119EVR-020	Coaxial SafeBreak Valve

Certification & Listings:

<u>Agency</u>	<u>Approval Number</u>
---------------	------------------------

CARB Pre-EVR
Approval Letter #95-3

CARB EVR
Executive Orders VR-203, VR-204,
VR-207, VR-208

CARB Pre-EVR Mix & Match
Approval Letter #09-10/
Advisory #408 9/19/2010

California State Fire Marshall
GVRC 005:007:031

California Division of Measurement Standards
3211(d)-09

UL Listing
MH17833, Volume 1, 08NK20256

Performance Standards & Specifications

These components are factory tested to, and meet the following specifications:

1. Meets ARB Material Compatibility with Fuel Blends as per Section 3.8 of CP-201.
2. TP-201.2B – Complies with the maximum allowable leak rate of 0.00 CFH @ 2.00 inches of water column pressure.
3. TP-201.2J – Complies with the maximum allowable component pressure drop of 0.04 inches of water column @ 60 CFH.

Emco Wheaton Retail Corporation

2300 Industrial Park Drive • Wilson, North Carolina 27893
252-243-0150 • 252-243-4603 (fax) • www.emcoretail.com