

EMCO®

A0081 TOOLS

COMPLETE LINE OF TOOLS FOR INSTALLATION & REPAIR OF EMCO SPILL CONTAINERS & ADAPTERS



For use in all markets:

- Single Wall Spill Containers
- Double Wall Spill Containers
- CARB/EVR

A0081-001SET STANDARD TOOL KIT

1	A0081-001TB	Tool Box	7	A0081-001LB	Lug Adapter Bit
2	A0081-001SB	Secondary Flange Removal Bit	8	A0081-001D	Drive Shaft
3	A0081-009B	Chain Wrench Adapter Bit	9	A0081-001A	Drive Shaft Extension
4	A0081-001B	Swivel Adapter Bit	10	A0081-001X	Cross Bar
5	A0081-003B	Pipe Nipple Extractor Bit	11	A0081-003MB	Spill Container (w/o Drain) Bit
6	A0081-001HB	Spill Container (w/Drain) Bit	12	493820	Drain Wrench
				A0081-001SET-NB	Standard Tool Kit w/o Tool Box

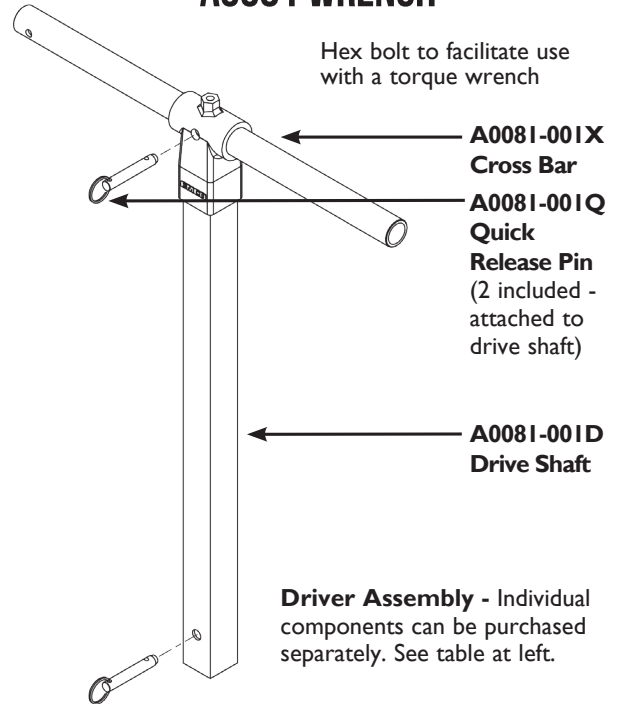
Emco Wheaton A0081 Wrenches are specially designed for the installation and repair of Emco spill containers and adapters. Wrenches can be purchased as complete units, individual components, or as a complete tool set.

The wrenches are blue powder coated, steel construction.

Model No.	Application	Lbs.
Tool Box Set		
A0081-001SET	Standard Tool Kit	92.3
A0081-001SET-NB	Standard Tool Kit w/o Tool Box	38.8
Complete Wrenches		
A0081-001	Swivel Adapter	16.7
A0081-001H	Spill Container (w/Drain)	11.2
A0081-001L	Lug Adapter	13.1
A0081-001R	Retrofit Spill Container	17.6
A0081-001S	Secondary Flange Removal	20.5
A0081-003	Pipe Nipple Extractor	14.3
A0081-003M	Spill Container (w/o Drain)	23.5
A0081-009	Chain Wrench Adapter	
A0081-1100	A1100 Testing Tool	
493820	Drain Wrench	
Individual Components		
A0081-001B	Swivel Adapter Bit	5.6
A0081-001HB	Spill Container (w/Drain) Bit	5.2
A0081-001LB	Lug Adapter Bit	2.0
A0081-001RB	Retrofit Spill Container Bit	6.5
A0081-001SB	Secondary Flange Removal Bit	7.5
A0081-003B	Pipe Nipple Extractor Bit	3.1
A0081-003MB	Spill Container (w/o Drain) Bit	12.0
A0081-009B	Chain Wrench Adapter Bit	2.7
A0081-009C	Chain Wrench	
A0081-001A	Drive Shaft Extension	6.3
A0081-001D	Drive Shaft	7.0
A0081-001X	Cross Bar	4.2
A0081-001Q	Quick Release Pin	0.1
A0081-001TB	Tool Box (empty)	53.5
	Box - 34"x15"x12"; Overall - 38"x16"x12"	

* Must have an A0081-001A to function.

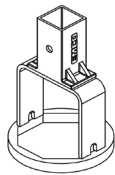
A0081 WRENCH



Driver Assembly - Individual components can be purchased separately. See table at left.

A0081-001B

Swivel Adapter Bit



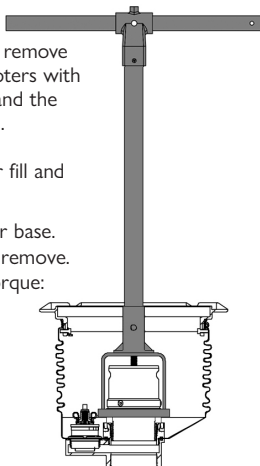
A0081-001

Swivel Adapter Wrench

Use to install and remove fill and vapor adapters with octagonal bases, and the 494096 Riser Seal.

Fits all competitor fill and vapor adapters.

Place over adapter base. Turn to install or remove. Recommended torque: 60-75 ft. lbs.



A0081-001LB

Lug Adapter Bit



A0081-001L

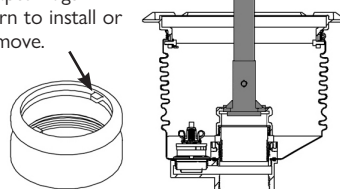
Lug Adapter Wrench

Use to install and remove fill adapters with lugs.

Use to adjust the center insert of the 494096 Riser Seal. Replaces the 494120 Riser Seal Wrench.

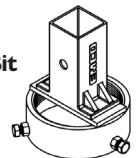
Place over adapter lugs. Turn to install or remove.

Fits OPW 3" and 4" adapters.



A0081-003B

Pipe Nipple Extractor Bit

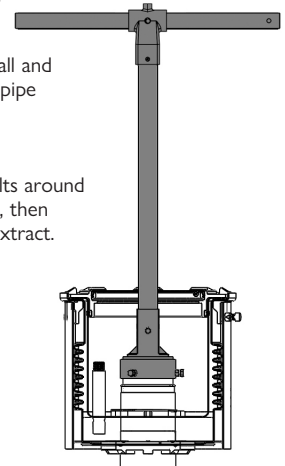


A0081-003

Pipe Nipple Extractor Wrench

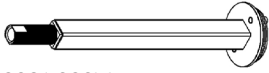
Use to install and remove 4" pipe nipples.

Tighten bolts around pipe nipple, then rotate to extract.



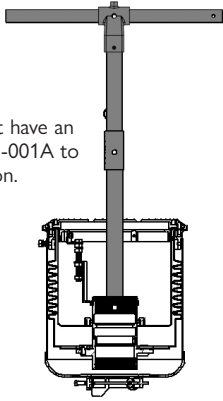
A0081-003MB

Spill Container (w/o Drain) Bit



A0081-003M

Spill Container (w/o Drain) Wrench



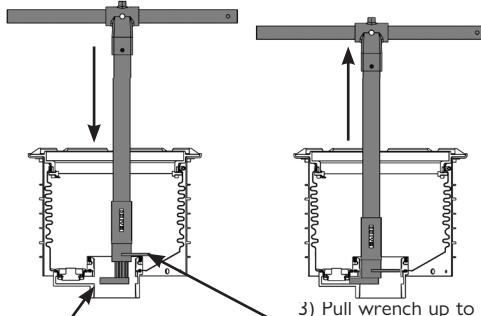
* Must have an A0081-001A to function.

A0081-001HB

Spill Container (w/Drain) Bit

A0081-001H

Spill Container (w/Drain) Wrench



1) Lower toe into flange and insert into drain channel.
2) Push wrench into pipe to engage stabilizer plate. Turn to tighten or loosen.

3) Pull wrench up to release stabilizer plate and remove wrench from flange.

A0081-001SB

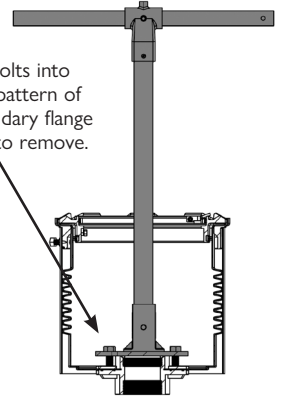
Secondary Flange Removal Bit



A0081-001S

Secondary Flange Removal Wrench

Use to remove secondary containment assemblies.

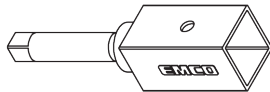


Tighten bolts into the hole pattern of the secondary flange – rotate to remove.

A0081-009B

Chain Wrench Adapter Bit

Attach to A0081-001D Drive Shaft to tighten or loosen fittings, valves, risers and nipples.



493820

Drain Wrench

The 493420 Drain Wrench is used for installation and removal of the Emco Wheaton A1004EVR Spill Containment drain valves.



ACCESSORY TOOLS

Components below are not included in the A0081-001SET and must be purchased separately.

A0081-1100

A1100 Testing Tool

The A0081-1100 Testing Tool is used to quickly and easily test the A1100-T series Testable Overfill Prevention Valve, without removing the valve from the riser.



A0081-009C

Chain Wrench

The 3/4" square drive 26" long chain bit is compatible with diameters up to 8".



A0081-009SET

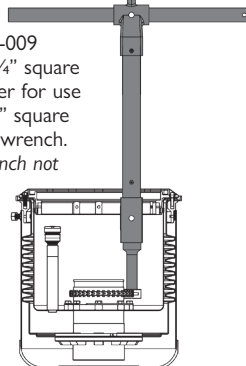
Chain Wrench + Chain Wrench Adapter Bit

*A0081-001D Drive shaft not included.

A0081-009

Chain Wrench Adapter

The A0081-009 features a 3/4" square drive adapter for use with any 3/4" square drive chain wrench.
* Chain wrench not included.



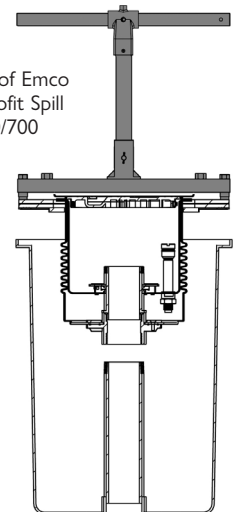
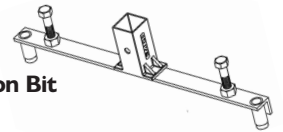
A0081-001RB

Retrofit Installation Bit

A0081-001R

Retrofit Installation Wrench

Required for installation of Emco A1005-516R/-518R Retrofit Spill Containment (OPW 500/700 retrofit).



494240 ADAPTER TORQUE WRENCH

The 494240 is used to verify the static torque of the swivel adapter in accordance to CARB Test Procedure TP.201.1B



566675 DRILL FIXTURE

The 566675 Drill Fixture is used to accurately drill the rivet holes on the top drop tube for the Emco Wheaton A1100EVR collar assembly.



496360 A1100 UPRIGHT FUNCTIONAL TEST KIT

The 496360 test kit includes all the parts, tools, and instructions necessary to perform the A1100 upright functional test on any Emco OPV.



A0081-004CL CAM-LOCK WRENCH

The A0081-004CL Cam-Lock Wrench is used to install and remove the A0716 Composite Manhole cam-lock lids.



A0081 TEST COVER

The A0081 Test Cover is used with the Emco A1004-210TEST to perform vacuum testing on spill containment.

Part No.	Spill Containment	Diameter	Lbs.
A0081-12TEST	A1005-505 Series	12.40"	4.5
A0081-13TEST	A1004-316/517 Series	13.13"	4.5
A0081-15TEST	A1004-210 Series	15.25"	4.7
A0081-17TEST	A1004-215 Series, A1005-505CP	17.38"	5.0



A0099-001TEST VAPOR TEST CAP

The A0099-001TEST Vapor Test Cap is used when performing a pressure decay test. The cap incorporates the same features as the A0099-002 Vapor Cap. The extended tube underneath the cap opens the poppet on the vapor adapter. Pressure is injected through the Schrader valve, and a gauge can be connected to the barbed fitting.



A1004-210TEST VACUUM APPARATUS W/TEST ADAPTER

The A1004-210TEST is designed to perform vacuum testing on Emco spill containment according to TP-160, spill containment integrity test procedure.

Model No.	Description
A1004-210TEST	Vacuum Test Apparatus
494343	Test Adapter
569143	Test Cap Assembly
569194	Air Switch 1/8"
569195	Air Regulator 1/8"

